

DramaScape

Free Volume 30

Border Fort

A Fantasy map for use with any system.

DS30030

Border Fort

LINE DEVELOPER
Simon Powell

WRITING
Steven J. Black

EDITING
Simon Powell

LAYOUT
Simon Powell

INTERIOR AND COVER ARTWORK
Simon Powell

PRODUCT DIRECTOR
Simon Powell

ASSISTANT DIRECTOR
Steven J. Black

COPYRIGHT

All referenced battlemaps are © DramaScape. DramaScape™ is a trademark of Simon Powell. All rights reserved. Copyright © 2013 Simon Powell. No part of this publication may be reproduced in any form by any means, electronic, mechanical, photocopying, recording, or otherwise without the written permission of the publishers. Permission to copy is granted for the Map Pages for personal use only.

If you want to get a discount on our maps as they are released join our Facebook page of Forum.

DramaScape map products are designed to be compatible with both square and hex-based games and this map product includes both types of overlays and also a no overlay version.

Internet: <http://www.dramascape.net>

Contact: info@dramascape.net

Facebook: www.facebook.com/dramascape

DS30030 - October 2014



CONTENTS

Map Description:	3
Map Layout	4
Map Overview.....	5
Map Pages.....	6

Border Fort

Map Description:

Border Fort is a small border fortress for patrolling guards along a mostly peaceful border. The border fort has enough space for three to four guardsmen (four if one of the beds is shared between two of them on different shifts).

The border fort is positioned in a relatively unimportant economic area. A sandy or rocky terrain with simple dirt roads used for the main road to the fort and the patrol road around the fortress.

The fortress is quite old with multiple cracks in its stone walls. The stone walls are incomplete with some sections filled in with wood instead. The southern walls have two arched doorways. These used to have wooden gates that swung open similar to the wooden wall sections, but recently the gate doors fell off the hinges after years of use. The soldiers stationed here are depressed with a bit of fatalism due to the harsh conditions, boredom, but also a feeling of dread with no gate to protect them if they are attacked.

The northeast corner of the border fort has reinforced stone walls. This area is the inner keep. This inner keep has three major rooms. The largest room is entered from the south from the courtyard. This room has the mess hall, kitchen, and storage areas. The mess hall is a simple table with four chairs surrounding it. The kitchen in the corner has a stove and an iron pot. The storage room has a crate filled with food, a barrel filled with water, and a combined weapons and tool rack. North of the mess hall and kitchen is the barracks room with three beds. North of the storage room is a single cell for prisoners. This room can get quite cramped if there is more than one prisoner.

With the barren and bleak landscape, the border fort depends on a weekly supply caravan for survival. Food and water is dropped off and any prisoners are taken back to the capital.

Using Border Fort with our other maps:

Our Wagon's Roll product can be used as the supply caravan. One way to get the group to the fortress is to have them be mercenaries guarding the supply caravan to the fortress and replacing or joining the current border guards at the fort. Our Western Keep map can be used as the capital of the Kingdom that sends the supplies out weekly.

Border Fort

Map Layout

Instructions for putting the maps pieces together:

Printing:

Print only the pages that you need.

Overview: Page 5
Square Overlay: Pages 6 to 11
Hex Overlay: Pages 12 to 17
No Overlay: Pages 18 to 23

Layout:

To place the cut away maps together you'll need to remove the white borders. You don't need to remove all the white borders around the edges, just remove the pieces in between the map sections, leaving a white border outside the map in the center. If you leave the top white piece and the right white piece of each page, you have a piece to glue onto. Use any cutting tool to do this, scissors being the preferred method.

Square Layout:	Hex Layout:	No Overlay Layout:
6 7 8	12 13 14	18 19 20
9 10 11	15 16 17	21 22 23

Assembly:

Either tape them together using transparent tape, or glue them onto a large sheet of posterboard or cardboard.

Scale:

Print Layouts are set to 1 inch (square or hex) = 5ft. VTT images are set to 100 ppi (1 inch = 5ft).


Border Fort


Map Overview













































Game Masters need quality maps for their miniatures. DramaScape is committed to bringing Game Masters the maps they need.

DramaScape map products are designed to be compatible with both square and hex-based games and VTT products.

“I knew it: As soon as the wooden gates fell off I realized we were dead men walking.”

Do you have what it takes to keep the border safe? DramaScape is looking for some mercenaries to keep it secure.

The product is a single external map of the surroundings, walls, and courtyard of a small border fortress with an internal map of the inner keep's three rooms.

Border Fort is intended for use in fantasy games. One idea for a more modern game is to fill the border fort with a tank or tank destroyer group for the Germans that have run out of gasoline. The tanks are placed at the gate making them immobile forward facing artillery. With artillery and flak guns behind the tanks in the courtyard, the allies can't leave this defensive strong point behind their lines. The Allies decide to flank the Germans on the eastern side of the fort by ramming a tank through the weak wooden wall to get the troops in...if the convoy can make it past the artillery. If the player characters can take out the flak guns, they can call in an air strike on the fortress as well.

Adventure Hook for use with this map:

Invasion! The group has run afoul of a massive band of enemies along a supposedly peaceful border. A chase ensues with the band trying to hunt them down, mistaking them for border patrol scouts. The group spots the border fort in the distance during the chase and can decide to go towards the fortress or bravely try to divert them away from the fort.

If they reach the fort, they find the gates open with no doors. The three or four guards at the fortress see the massive horde and realize their plight. The group needs to either help the guards fend off the horde or failing that cut a path through to escape and reach the capital to warn the king (Our Western Keep make can be used as the capital of the kingdom).